


#1




Connect the dots to make edges so that each circle is surrounded by a symmetrical galaxy shape, and the puzzle is completely tiled with galaxies. Each galaxy shape must be rotationally symmetric, having an identical appearance when rotated 180 degrees.

# 21 x 21 Galaxies by Krazydad

# Volume 6, Book 5

#2

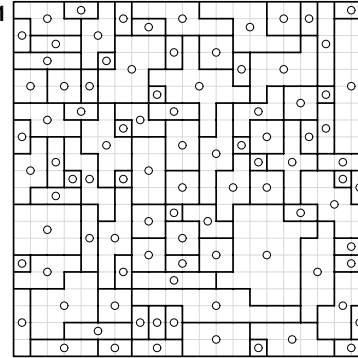


Connect the dots to make edges so that each circle is surrounded by a symmetrical galaxy shape, and the puzzle is completely tiled with galaxies. Each galaxy shape must be rotationally symmetric, having an identical appearance when rotated 180 degrees.

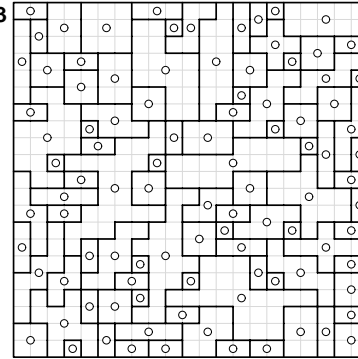
# 21 x 21 Galaxies by Krazydad

# ANSWERS

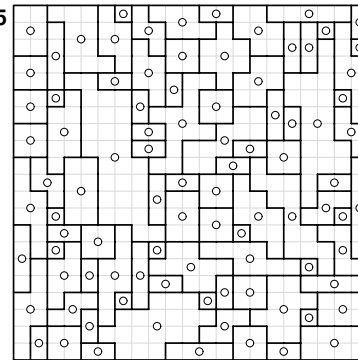
#1



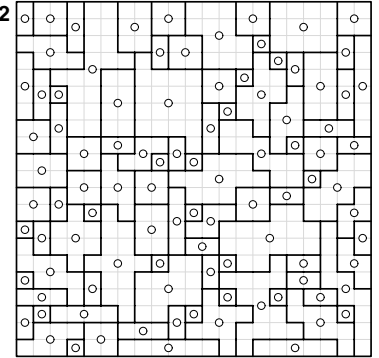
#3



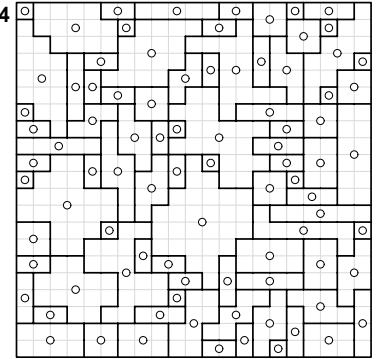
#5



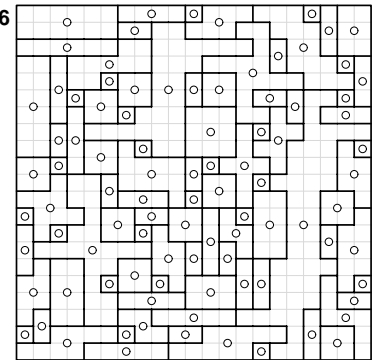
#2



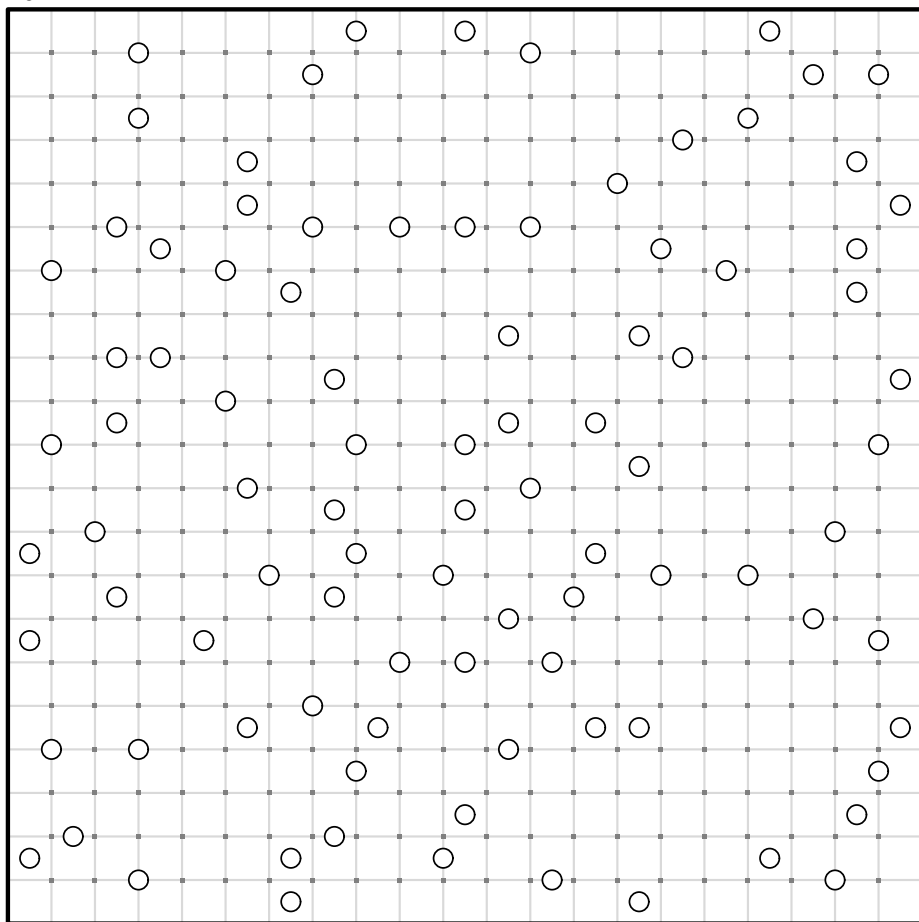
#4



#6

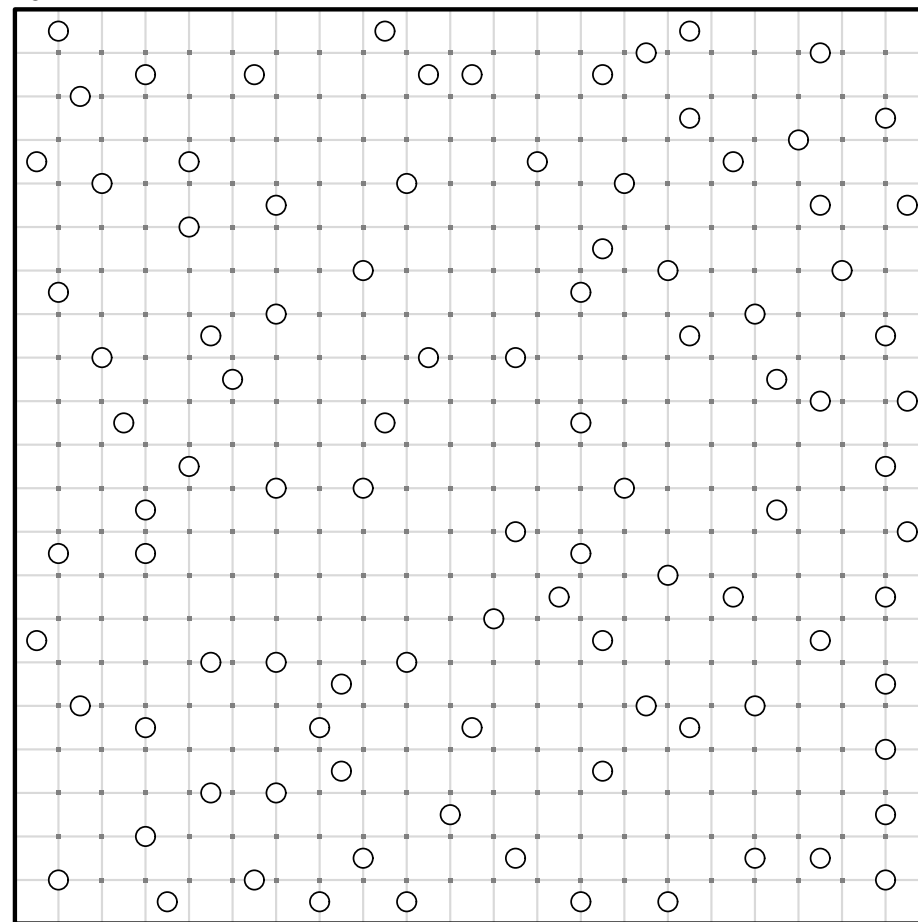


#6




Connect the dots to make edges so that each circle is surrounded by a symmetrical galaxy shape, and the puzzle is completely tiled with galaxies. Each galaxy shape must be rotationally symmetric, having an identical appearance when rotated 180 degrees.

#3




Connect the dots to make edges so that each circle is surrounded by a symmetrical galaxy shape, and the puzzle is completely tiled with galaxies. Each galaxy shape must be rotationally symmetric, having an identical appearance when rotated 180 degrees.

#4



Connect the dots to make edges so that each circle is surrounded by a symmetrical galaxy shape, and the puzzle is completely tiled with galaxies. Each galaxy shape must be rotationally symmetric, having an identical appearance when rotated 180 degrees.

#5



Connect the dots to make edges so that each circle is surrounded by a symmetrical galaxy shape, and the puzzle is completely tiled with galaxies. Each galaxy shape must be rotationally symmetric, having an identical appearance when rotated 180 degrees.