



#1




Connect the dots to make edges so that each circle is surrounded by a symmetrical galaxy shape, and the puzzle is completely tiled with galaxies. Each galaxy shape must be rotationally symmetric, having an identical appearance when rotated 180 degrees.


#2



Connect the dots to make edges so that each circle is surrounded by a symmetrical galaxy shape, and the puzzle is completely tiled with galaxies. Each galaxy shape must be rotationally symmetric, having an identical appearance when rotated 180 degrees.

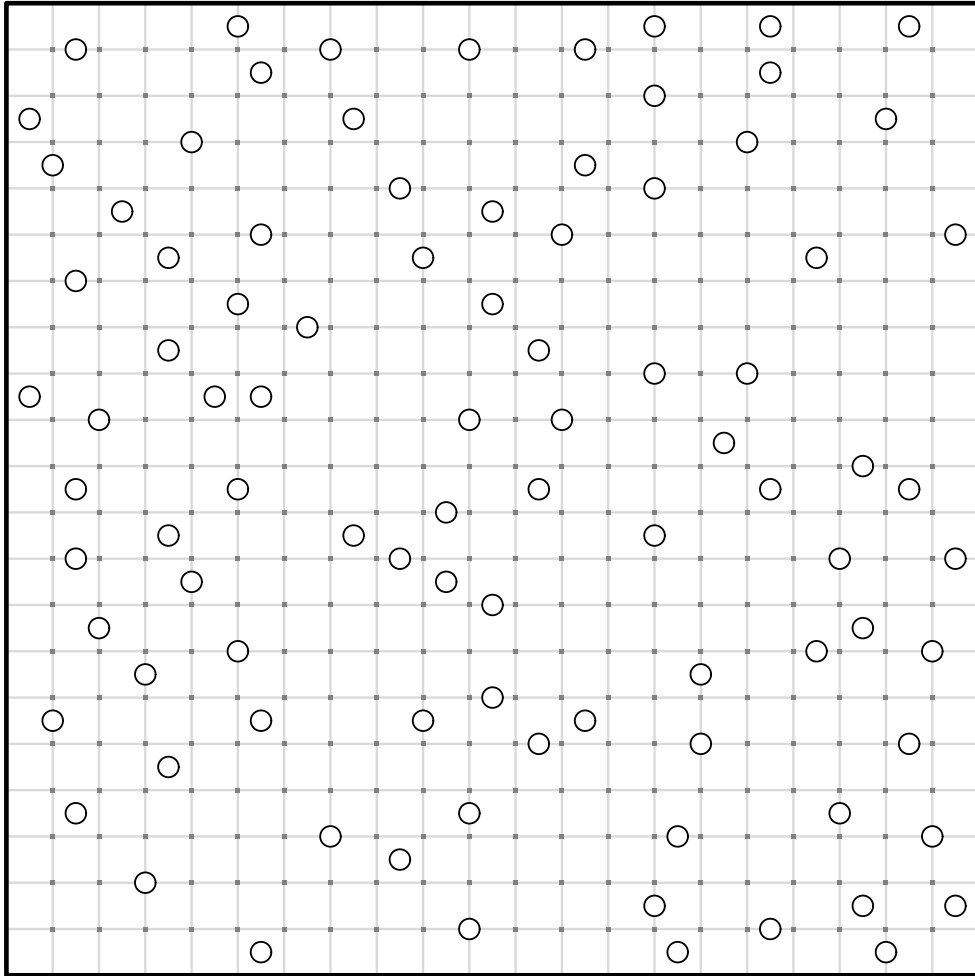


Connect the dots to make edges so that each circle is surrounded by a symmetrical galaxy shape, and the puzzle is completely tiled with galaxies. Each galaxy shape must be rotationally symmetric, having an identical appearance when rotated 180 degrees.




Connect the dots to make edges so that each circle is surrounded by a symmetrical galaxy shape, and the puzzle is completely tiled with galaxies. Each galaxy shape must be rotationally symmetric, having an identical appearance when rotated 180 degrees.

#5



Connect the dots to make edges so that each circle is surrounded by a symmetrical galaxy shape, and the puzzle is completely tiled with galaxies. Each galaxy shape must be rotationally symmetric, having an identical appearance when rotated 180 degrees.

#6



Connect the dots to make edges so that each circle is surrounded by a symmetrical galaxy shape, and the puzzle is completely tiled with galaxies. Each galaxy shape must be rotationally symmetric, having an identical appearance when rotated 180 degrees.

21 x 21 Galaxies by Krazydad

ANSWERS

