



#1



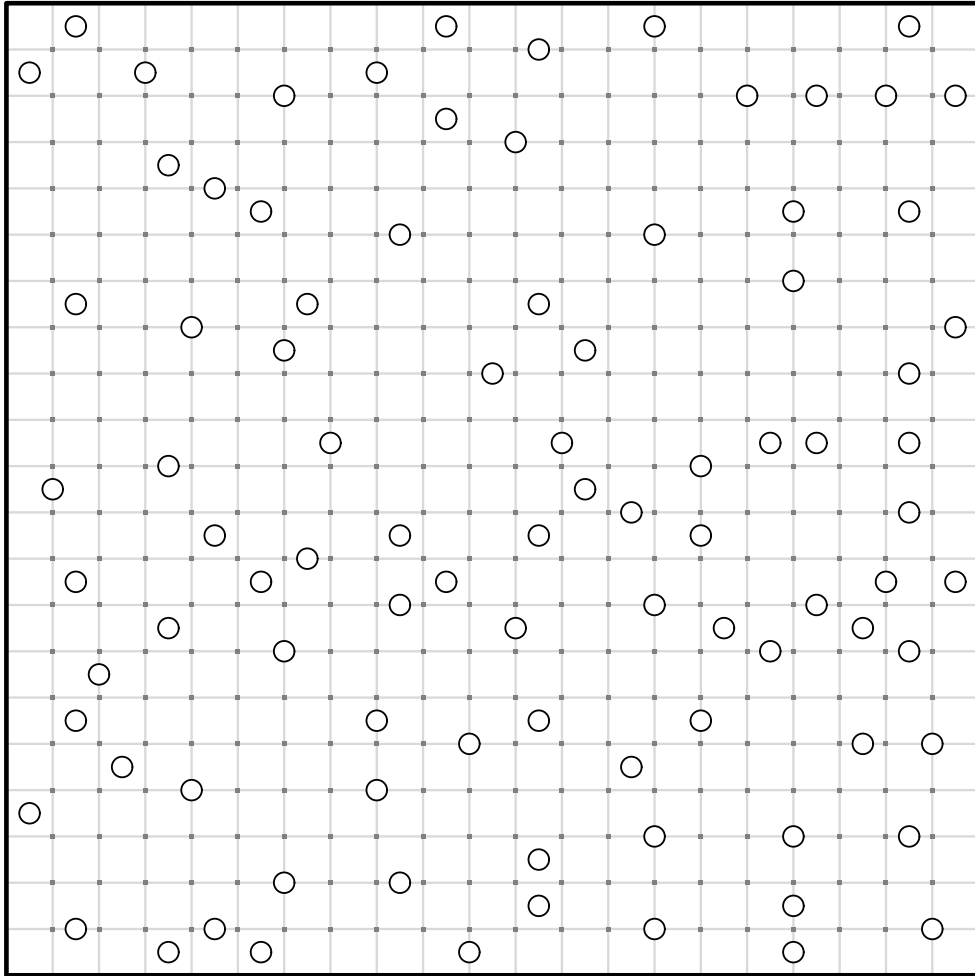
Connect the dots to make edges so that each circle is surrounded by a symmetrical galaxy shape, and the puzzle is completely tiled with galaxies. Each galaxy shape must be rotationally symmetric, having an identical appearance when rotated 180 degrees.

#2




Connect the dots to make edges so that each circle is surrounded by a symmetrical galaxy shape, and the puzzle is completely tiled with galaxies. Each galaxy shape must be rotationally symmetric, having an identical appearance when rotated 180 degrees.

#3




Connect the dots to make edges so that each circle is surrounded by a symmetrical galaxy shape, and the puzzle is completely tiled with galaxies. Each galaxy shape must be rotationally symmetric, having an identical appearance when rotated 180 degrees.

#4



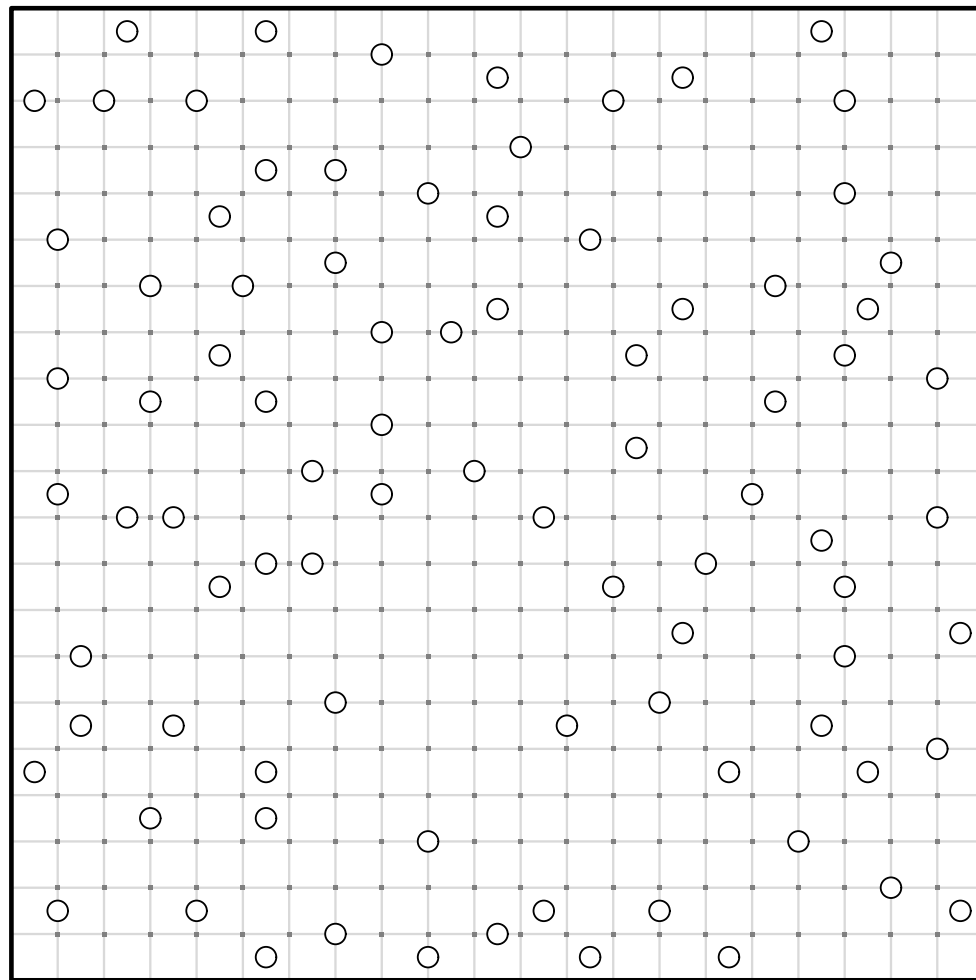
Connect the dots to make edges so that each circle is surrounded by a symmetrical galaxy shape, and the puzzle is completely tiled with galaxies. Each galaxy shape must be rotationally symmetric, having an identical appearance when rotated 180 degrees.

#5



Connect the dots to make edges so that each circle is surrounded by a symmetrical galaxy shape, and the puzzle is completely tiled with galaxies. Each galaxy shape must be rotationally symmetric, having an identical appearance when rotated 180 degrees.

#6



Connect the dots to make edges so that each circle is surrounded by a symmetrical galaxy shape, and the puzzle is completely tiled with galaxies. Each galaxy shape must be rotationally symmetric, having an identical appearance when rotated 180 degrees.

# 21 x 21 Galaxies by Krazydad

# ANSWERS

