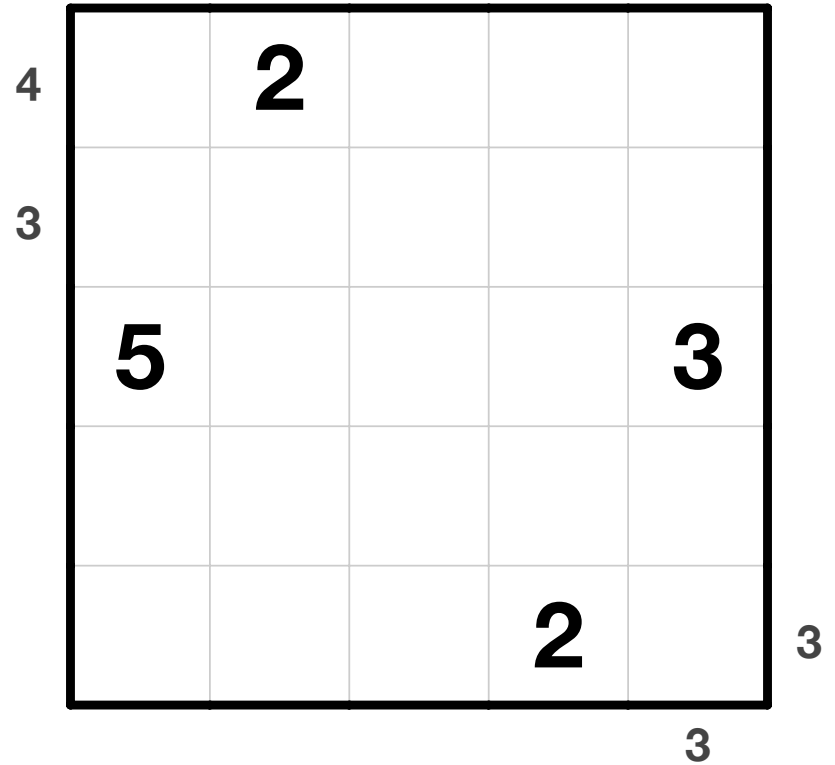


# SKYSCRAPER

VOLUME 4, BOOK 52

#1



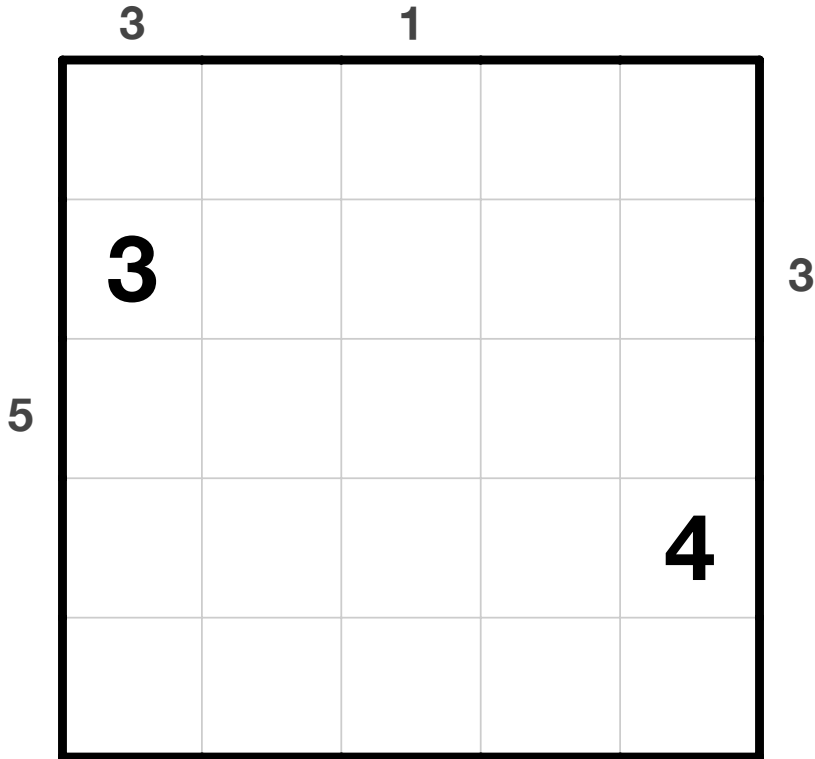
©2026 KRAZYDAD.COM

Each number from 1 to 5 occurs once within each row and column. These numbers represent the heights of buildings. The clues outside the grid indicate the number of visible buildings (looking into the row or column from the clue's position). There is only one solution.

# SKYSCRAPER

VOLUME 4, BOOK 52

#2



©2026 KRAZYDAD.COM

Each number from 1 to 5 occurs once within each row and column. These numbers represent the heights of buildings. The clues outside the grid indicate the number of visible buildings (looking into the row or column from the clue's position). There is only one solution.



# SKYSCRAPER

VOLUME 4, BOOK 52

## ANSWERS

#1

1	2	4	3	5
3	4	1	5	2
5	1	2	4	3
2	5	3	1	4
4	3	5	2	1

#2

2	4	5	3	1
3	5	4	1	2
1	2	3	4	5
5	3	1	2	4
4	1	2	5	3

#3

2	5	3	1	4
4	3	1	5	2
1	2	5	4	3
5	4	2	3	1
3	1	4	2	5

#4

1	4	5	3	2
2	3	1	5	4
4	2	3	1	5
5	1	2	4	3
3	5	4	2	1

#5

1	3	5	4	2
5	1	4	2	3
3	5	2	1	4
2	4	1	3	5
4	2	3	5	1

#6

1	2	3	4	5
2	3	5	1	4
3	4	2	5	1
4	5	1	3	2
5	1	4	2	3

#7

3	5	2	4	1
5	4	1	2	3
1	2	3	5	4
2	3	4	1	5
4	1	5	3	2

#8

4	5	1	2	3
2	4	5	3	1
5	2	3	1	4
3	1	2	4	5
1	3	4	5	2

#9

3	4	2	1	5
4	1	5	3	2
2	3	1	5	4
5	2	3	4	1
1	5	4	2	3

#10

1	3	4	5	2
3	2	5	1	4
4	5	2	3	1
2	1	3	4	5
5	4	1	2	3

#11

1	4	2	5	3
2	1	3	4	5
3	5	1	2	4
5	2	4	3	1
4	3	5	1	2

#12

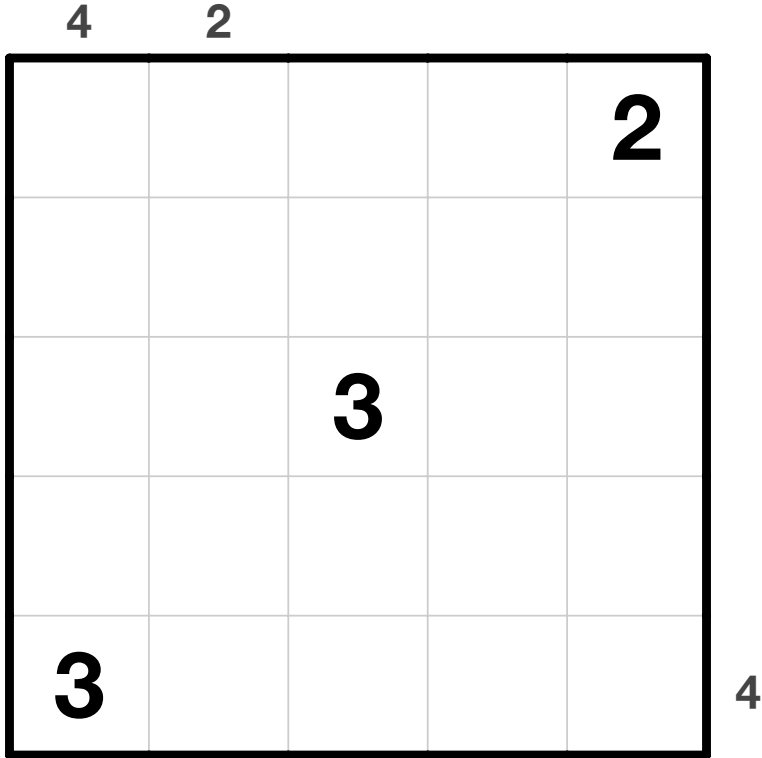
5	3	4	1	2
3	4	5	2	1
2	1	3	5	4
1	5	2	4	3
4	2	1	3	5



# SKYSCRAPER

VOLUME 4, BOOK 52

#4



©2026 KRAZYDAD.COM

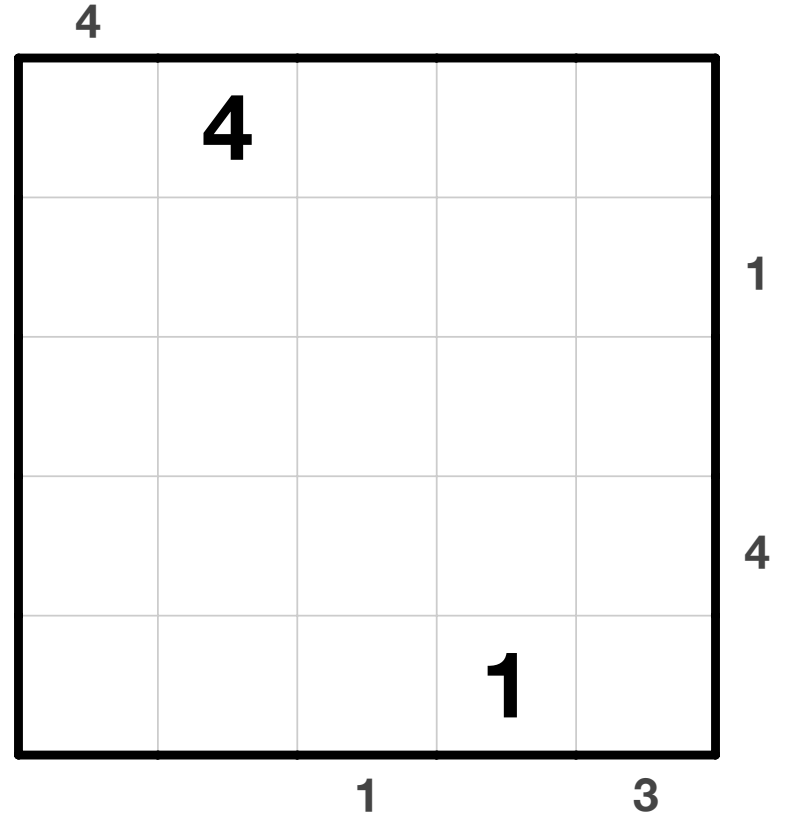
Each number from 1 to 5 occurs once within each row and column. These numbers represent the heights of buildings. The clues outside the grid indicate the number of visible buildings (looking into the row or column from the clue's position). There is only one solution.



# SKYSCRAPER

VOLUME 4, BOOK 52

#11



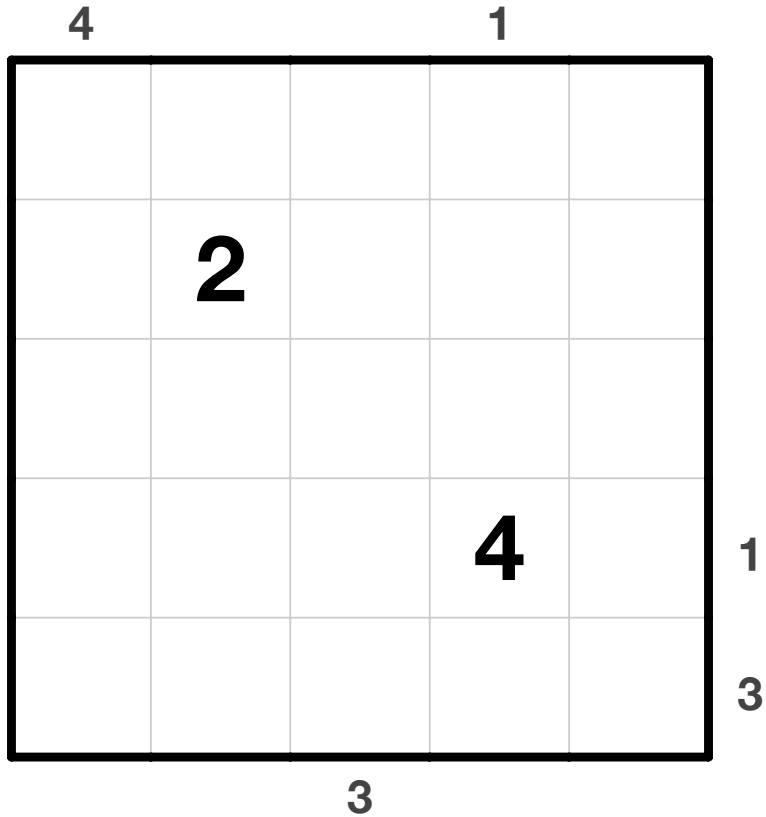
©2026 KRAZYDAD.COM

Each number from 1 to 5 occurs once within each row and column. These numbers represent the heights of buildings. The clues outside the grid indicate the number of visible buildings (looking into the row or column from the clue's position). There is only one solution.



**SKYSCRAPER**  
VOLUME 4, BOOK 52

#10



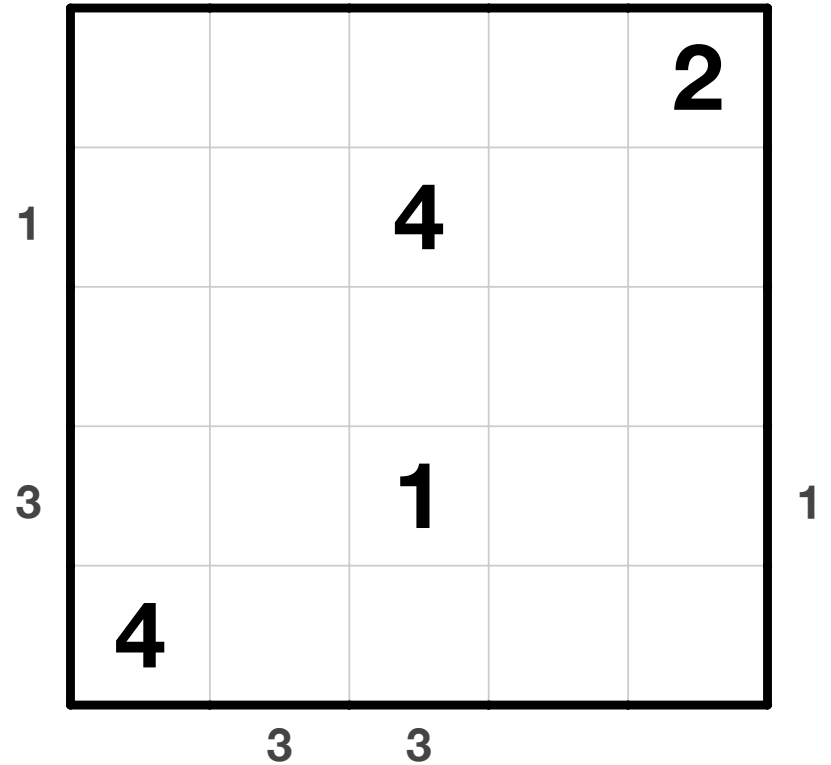
©2026 KRAZYDAD.COM

Each number from 1 to 5 occurs once within each row and column. These numbers represent the heights of buildings. The clues outside the grid indicate the number of visible buildings (looking into the row or column from the clue's position). There is only one solution.



**SKYSCRAPER**  
VOLUME 4, BOOK 52

#5



©2026 KRAZYDAD.COM

Each number from 1 to 5 occurs once within each row and column. These numbers represent the heights of buildings. The clues outside the grid indicate the number of visible buildings (looking into the row or column from the clue's position). There is only one solution.

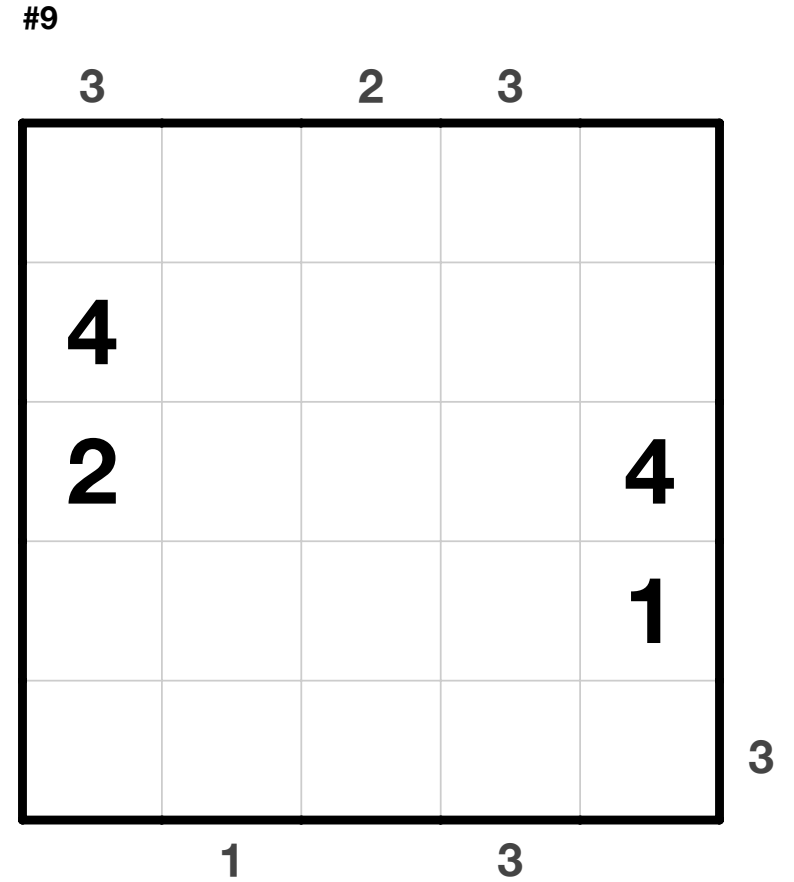
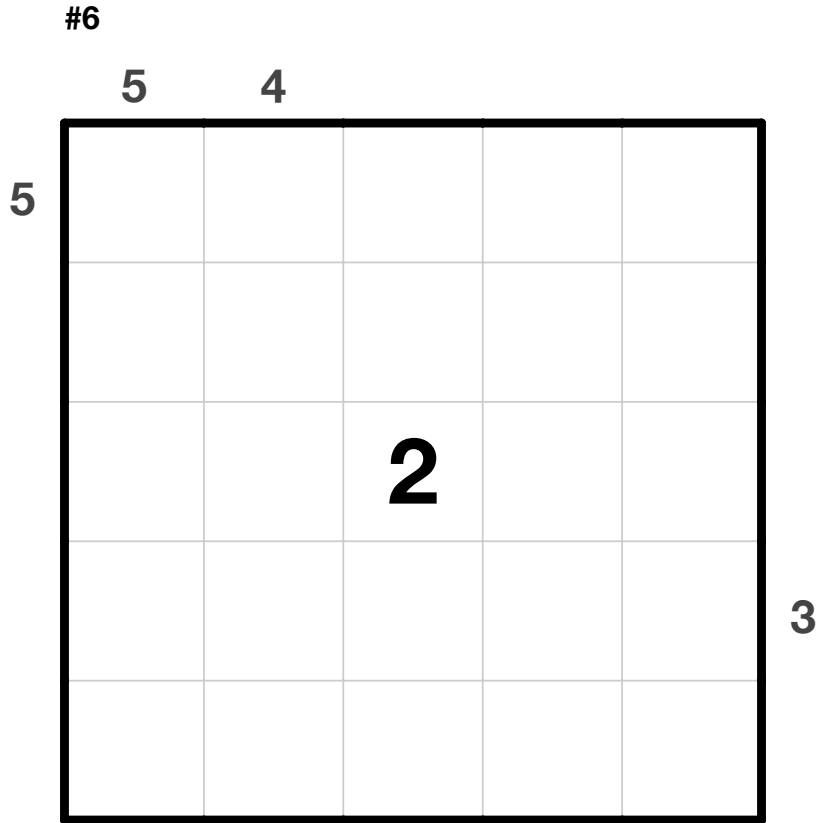


# SKYSCRAPER

VOLUME 4, BOOK 52

# SKYSCRAPER

VOLUME 4, BOOK 52



©2026 KRAZYDAD.COM

©2026 KRAZYDAD.COM

Each number from 1 to 5 occurs once within each row and column. These numbers represent the heights of buildings. The clues outside the grid indicate the number of visible buildings (looking into the row or column from the clue's position). There is only one solution.

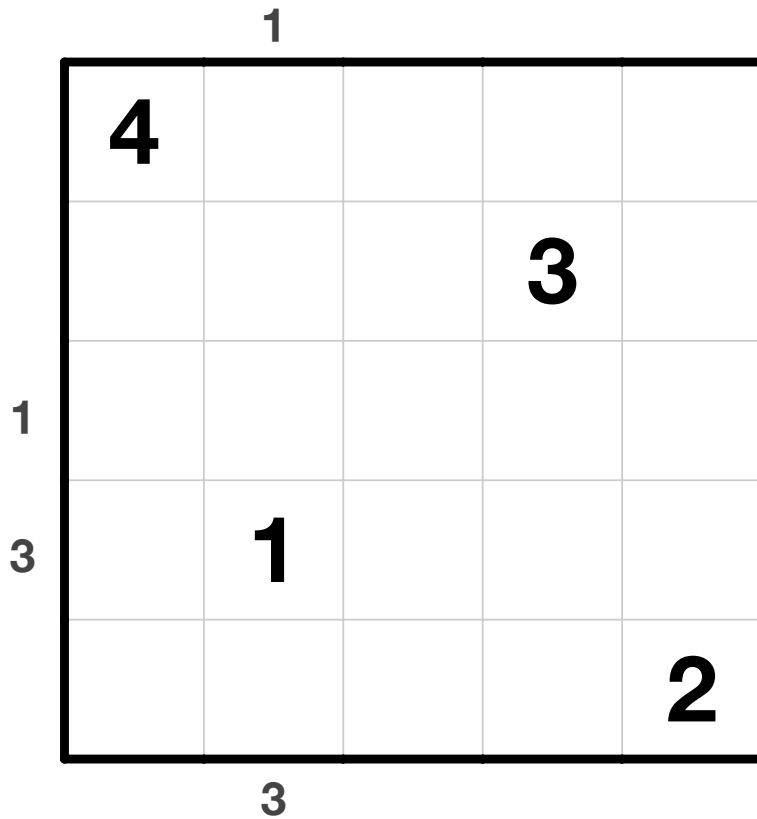


Each number from 1 to 5 occurs once within each row and column. These numbers represent the heights of buildings. The clues outside the grid indicate the number of visible buildings (looking into the row or column from the clue's position). There is only one solution.



**SKYSCRAPER**  
VOLUME 4, BOOK 52

#8




©2026 KRAZYDAD.COM

Each number from 1 to 5 occurs once within each row and column. These numbers represent the heights of buildings. The clues outside the grid indicate the number of visible buildings (looking into the row or column from the clue's position). There is only one solution.



**SKYSCRAPER**  
VOLUME 4, BOOK 52

#7



©2026 KRAZYDAD.COM

Each number from 1 to 5 occurs once within each row and column. These numbers represent the heights of buildings. The clues outside the grid indicate the number of visible buildings (looking into the row or column from the clue's position). There is only one solution.

